




ENERG

енергия · ενεργεια



Model Indoor unit **MSZ-AP50VG**
Outdoor unit **MUZ-AP50VG**

SEER



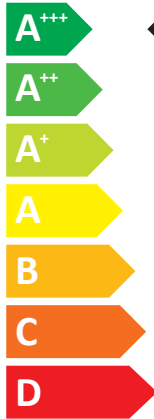
A++

kW 5,0

SEER 7,4

kWh/annum 236

SCOP



A+++

A++

kW 2,3

SCOP 5,9

kWh/annum 543

4,2

4,7

1250

X

X

X



58dB



64dB



ENERGIA · ЕНЕРГИЯ · ΕΝΕΡΓΕΙΑ · ENERGIJA · ENERGY · ENERGIE · ENERGI

626/2011

JG79J029H01

PRODUCT INFORMATION (*)

ROOM AIR CONDITIONER	INDOOR MODEL	MSZ-AP50VG
	OUTDOOR MODEL	MUZ-AP50VG

Function (indicate if present)	
cooling	Y
heating	Y

If function includes heating: Indicate the heating season the information relates to. Indicated values should relate to one heating season at a time. Include at least the heating season 'Average'.	
Average (mandatory)	Y
Warmer (if designated)	Y
Colder (if designated)	N

Item	symbol	value	unit
Design load			
cooling	P _{designc}	5,0	kW
heating/Average	P _{designh}	4,2	kW
heating/Warmer	P _{designh}	2,3	kW
heating/Colder	P _{designh}	x	kW

Item	symbol	value	unit
Seasonal efficiency			
cooling	SEER	7,4	-
heating/Average	SCOP/A	4,7	-
heating/Warmer	SCOP/W	5,9	-
heating/Colder	SCOP/C	x	-

Declared capacity for cooling, at indoor temperature 27(19)°C and outdoor temperature T _j			
T _j =35°C	P _{dc}	5,0	kW
T _j =30°C	P _{dc}	3,7	kW
T _j =25°C	P _{dc}	2,4	kW
T _j =20°C	P _{dc}	1,3	kW

Declared energy efficiency ratio, at indoor temperature 27(19) °C and outdoor temperature T _j			
T _j =35°C	EERd	3,3	-
T _j =30°C	EERd	5,3	-
T _j =25°C	EERd	9,3	-
T _j =20°C	EERd	12,5	-

Declared capacity for heating/Average season, at indoor temperature 20°C and outdoor temperature T _j			
T _j =-7°C	P _{dh}	3,8	kW
T _j =2°C	P _{dh}	2,3	kW
T _j =7°C	P _{dh}	1,4	kW
T _j =12°C	P _{dh}	0,8	kW
T _j =bivalent temperature	P _{dh}	4,2	kW
T _j =operating limit	P _{dh}	4,7	kW

Declared coefficient of performance/Average season, at indoor temperature 20°C and outdoor temperature T _j			
T _j =-7°C	COPd	3,0	-
T _j =2°C	COPd	4,7	-
T _j =7°C	COPd	6,0	-
T _j =12°C	COPd	6,6	-
T _j =bivalent temperature	COPd	2,6	-
T _j =operating limit	COPd	2,18	-

Declared capacity for heating/Warmer season, at indoor temperature 20°C and outdoor temperature T _j			
T _j =2°C	P _{dh}	2,3	kW
T _j =7°C	P _{dh}	1,4	kW
T _j =12°C	P _{dh}	0,8	kW
T _j =bivalent temperature	P _{dh}	2,3	kW
T _j =operating limit	P _{dh}	4,7	kW

Declared coefficient of performance/Warmer season, at indoor temperature 20°C and outdoor temperature T _j			
T _j =2°C	COPd	4,7	-
T _j =7°C	COPd	6,0	-
T _j =12°C	COPd	6,6	-
T _j =bivalent temperature	COPd	4,7	-
T _j =operating limit	COPd	2,18	-

Declared capacity for heating/Colder season, at indoor temperature 20°C and outdoor temperature T _j			
T _j =-7°C	P _{dh}	x	kW
T _j =2°C	P _{dh}	x	kW
T _j =7°C	P _{dh}	x	kW
T _j =12°C	P _{dh}	x	kW
T _j =bivalent temperature	P _{dh}	x	kW
T _j =operating limit	P _{dh}	x	kW
T _j =-15°C	P _{dh}	x	kW

Declared coefficient of performance/Colder season, at indoor temperature 20°C and outdoor temperature T _j			
T _j =-7°C	COPd	x	-
T _j =2°C	COPd	x	-
T _j =7°C	COPd	x	-
T _j =12°C	COPd	x	-
T _j =bivalent temperature	COPd	x	-
T _j =operating limit	COPd	x	-
T _j =-15°C	COPd	x	-

Bivalent temperature			
heating/Average	T _{biv}	-10	°C
heating/Warmer	T _{biv}	2	°C
heating/Colder	T _{biv}	x	°C

Operating limit temperature			
heating/Average	Tol	-15	°C
heating/Warmer	Tol	-15	°C
heating/Colder	Tol	x	°C

Cycling interval capacity			
for cooling	P _{cycc}	x	kW
for heating	P _{cyh}	x	kW
Degradation co-efficient cooling	C _{dc}	0,25	-

Cycling interval efficiency			
for cooling	EER _{cycc}	x	-
for heating	COP _{cyh}	x	-
Degradation co-efficient heating	C _{dh}	0,25	-

Electric power input in power modes other than 'active mode'			
off mode	P _{OFF}	1	W
standby mode	P _{SB}	1	W
thermostat - off mode	P _{TO}	8	W
crankcase heater mode	P _{CK}	0	W

Annual electricity consumption			
cooling	Q _{CE}	236	kWh/a
heating/Average	Q _{HE}	1250	kWh/a
heating/Warmer	Q _{HE}	543	kWh/a
heating/Colder	Q _{HE}	x	kWh/a

Capacity control (indicate one of three options)	
fixed	N
staged	N
variable	Y

Other items			
Sound power level (indoor/outdoor)	L _{WA}	58/64	dB(A)
Global warming potential	GWP	550	kgCO ₂ eq.
Rated air flow (indoor/outdoor)	-	756/2430	m ³ /h

Contact details for obtaining more information	Name and address of the manufacturer or of its authorized representative.
--	---

(*) This information is based on the "product information requirement" in COMMISSION REGULATION (EU) No206/2012.

TECHNICAL DOCUMENTATION (1)

ROOM AIR CONDITIONER	INDOOR MODEL	MSZ-AP50VG	299H*798W*219D (mm)
	OUTDOOR MODEL	MUZ-AP50VG	714H*800W*285D (mm)

Function	
cooling	Y
heating	Y



The heating season	
Average (mandatory)	Y
Warmer (if designated)	Y
Colder (if designated)	N

Capacity control	
fixed	N
staged	N
variable	Y

Item	symbol	value	unit
Seasonal efficiency (2)			
cooling	SEER	7,4	-
heating/Average	SCOP/A	4,7	-
heating/Warmer	SCOP/W	5,9	-
heating/Colder	SCOP/C	x	-

Energy efficiency class			
cooling	SEER	A+++	-
heating/Average	SCOP/A	A+++	-
heating/Warmer	SCOP/W	A+++	-
heating/Colder	SCOP/C	x	-

Other items			
Sound power level (indoor/outdoor)	L _{WA}	58/64	dB(A)
Refrigerant	-	R32	-
Global warming potential	GWP	550	kgCO ₂ eq.

[INDOOR MODEL] identification and signature of the person empowered to bind the supplier	 <hr/> Selin Domekeli Chief, Quality Assurance Department Mitsubishi Electric Air Conditioning Systems Manufacturing Turkey Joint Stock Company
[OUTDOOR MODEL] identification and signature of the person empowered to bind the supplier	 <hr/> Akira Hidaka Department Manager, Quality Assurance Department MITSUBISHI ELECTRIC CONSUMER PRODUCTS(THAILAND) CO.,LTD

(1) This information is based on COMMISSION DELEGATED REGULATION (EU)No626/2011.

(2) SEER/SCOP values are measured based on FprEN 14825:2011: Testing and rating at part load conditions and calculation of seasonal performance.